



Excellence in Illumination Engineering Software  
since 1984



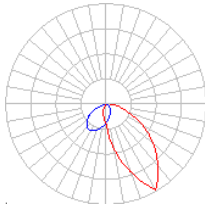
sample banner copyright 2013 Lighting Analysts, Inc.

## Summary

# Luminaire Summary

Luminaire Schedule						
Symbol	Qty	Label	Arrangement	Total Lamp Lumens	LLF	Description
☺	2	RD10-3W_IESNA2002	SINGLE	65.079	1.000	

# Luminaire Images



# Luminaire Location Summary

Coordinates In Feet

Luminaire Location Summary						
LumNo	Label	X	Y	Z	Orient	Tilt
7	RD10-3W_IESNA2002	0	1.5	1.5	0	0
8	RD10-3W_IESNA2002	5	1.5	1.5	180	0

# Expanded Luminaire Location Summary




Coordinates In Feet

Expanded Luminaire Location Summary										
LumNo	Label	X	Y	Z	Orient	Tilt	X-Aimpt	Y-Aimpt	Z-Aimpt	TCF
7	RD10-3W_IESNA2002	0	1.5	1.5	0	0	0	1.5	0	1
8	RD10-3W_IESNA2002	5	1.5	1.5	180	0	5	1.5	0	1

# Calculation Summary

Calculation Summary							
Label	CalcType	Units	Avg	Max	Min	Avg/Min	Max/Min
CalcPts_1	Illuminance	Fc	1.67	17.2	0.0	N.A.	N.A.
CalcPts_2	Illuminance	Fc	1.79	17.2	0.0	N.A.	N.A.

# Room Surface Summary

Room Surface Summary			
Room	Label	Color	Reflect.
Room_1	Floor		0.12
	Wall_1		0.10
	Wall_3		0.10


5ft

CHAIR SIDES

3ft

L1

0.0



12ft

L2

Aisle