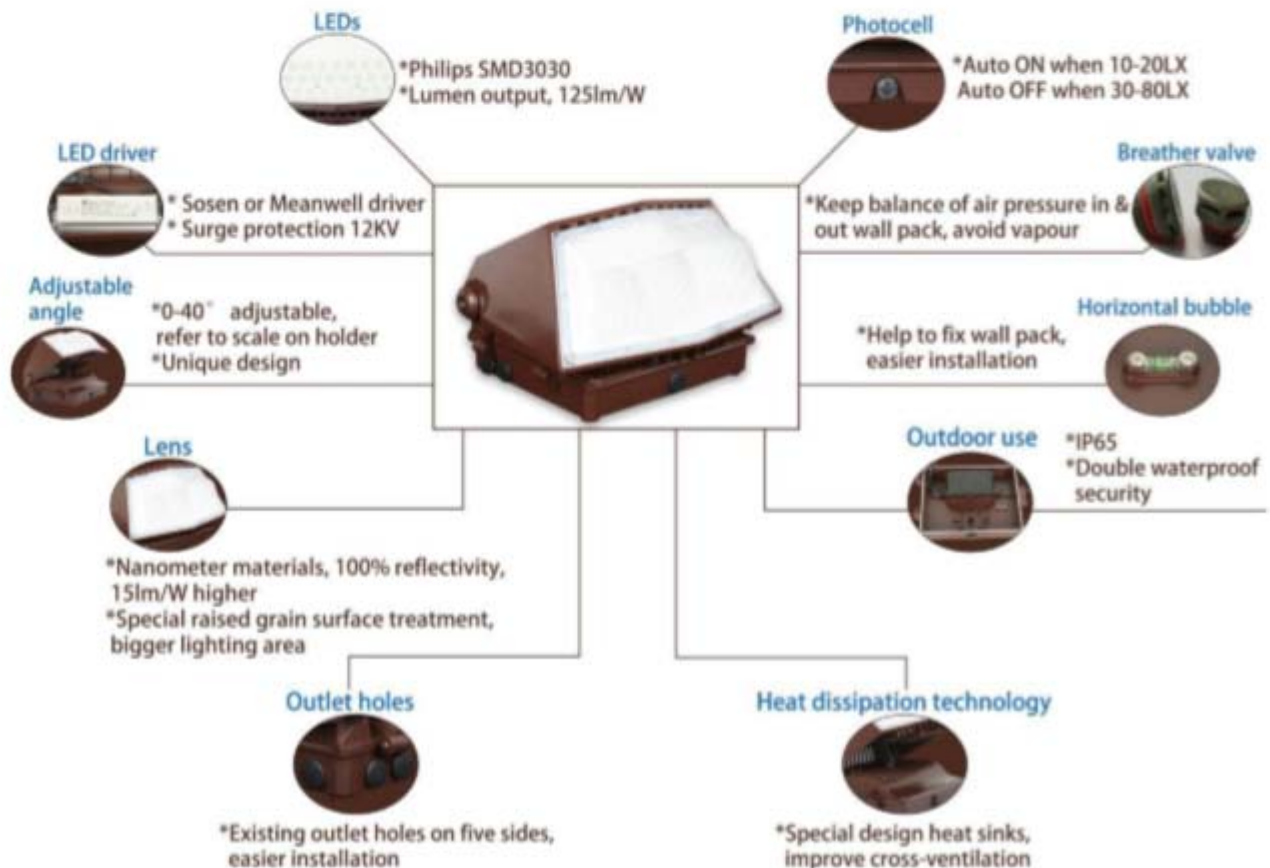




Features & Advantages

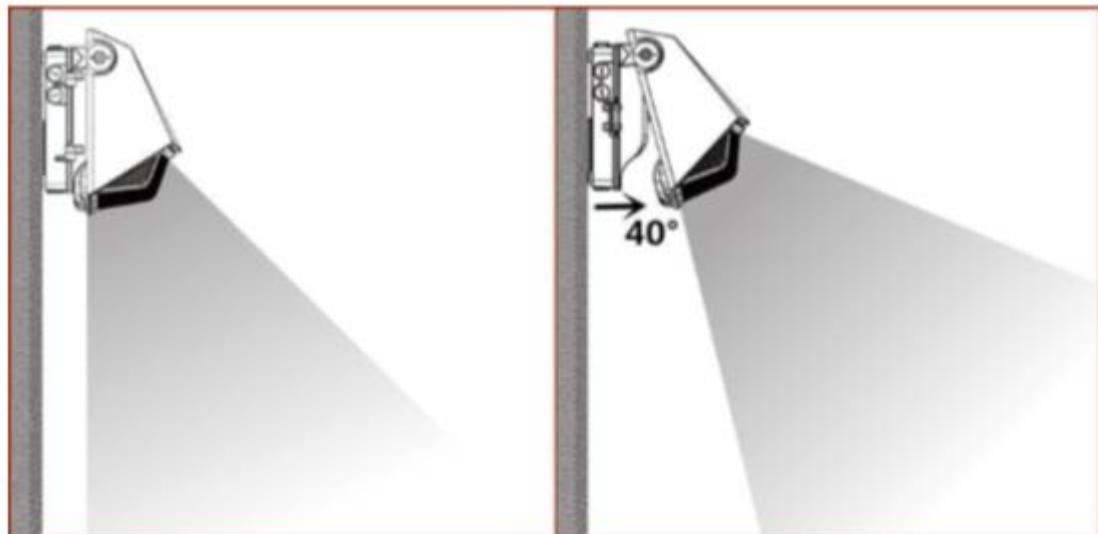
- Philips LEDs, high brightness, longer lifespan, 125LM/W(150LM/W option), with SOSEN driver, 6KV surge protection.
- Adjustable installation beam angle(0° ~40° adjustable), control different lighting area.
- Nanometer reflective paper inside ,100% reflectivity , special raised grain surface treatment,larger lighting area.
- Standard wall pack shape, PC lens cover, more safer.
- Wonderful waterproof performance, IP65 ,double waterproof security.
- Photocell option available, Intelligent sensor control, using the light sensor control, lamps automatically open in 10-20LX, automatically shut down in 30-80LX.
- Horizontal bubble, as a reference for installation,



Model	LD-HBL-45W-TSF	LD-HBL-75W-TSF	LD-HBL-95W-TSF	LD-HBL-120W-TSF
Power Consumption	45W	75W	95W	120W
Input Voltage	AC90-305V			
Leds&Driver	Philips3030 + SOSEN driver			
Power Factor	0.95			
Lumen	4770lm~5625lm	7950lm~9375lm	10796lm~12388lm	12467lm~14583lm
CRI	>70Ra			
CCT	3000K/4000K/6000K			
Beam Angle	120°	120°	120°	120°
Material	Aluminum + PC			
Dimensions	258*248*190mm		353*292*220mm	
IP Rate	IP65			
Average Life	50,000 hours			
Operating Temperature	-25°C--50°C			
Surge Protection	6KV			
Certification	UL, DLC			
N.W.	3.3KG	3.3KG	3.7KG	3.7KG
G.W.	3.8KG	3.8KG	4.37KG	4.37KG
Master Carton Size	300*240*305mm		400*260*355mm	

Lighting Features

Adjust installation angle, control the lighting area.

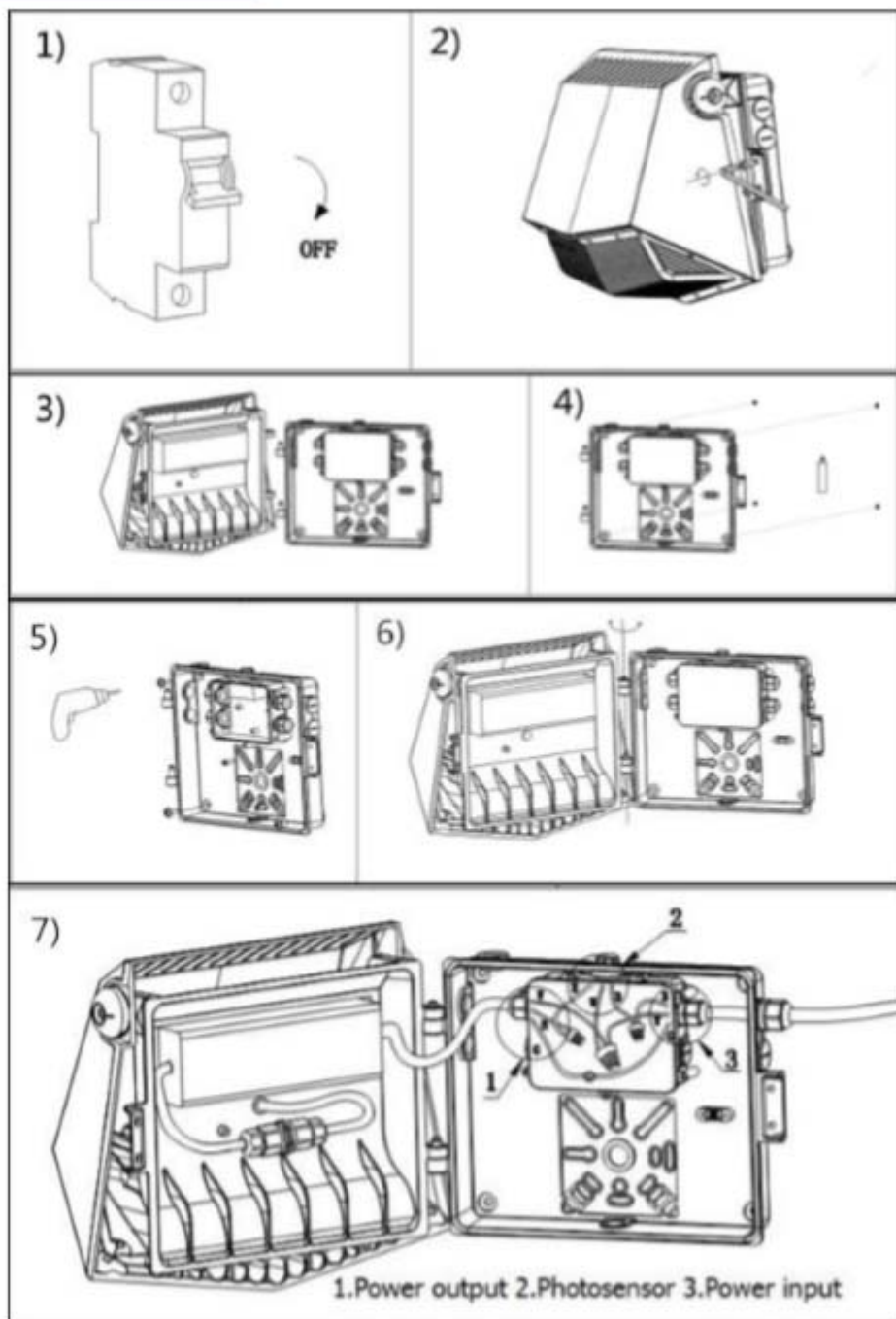


Application cases

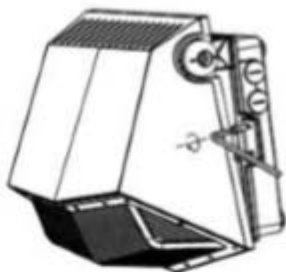
Applicable for Building external wall, Exterior and interior lighting for hotels, etc. Below are some cases.



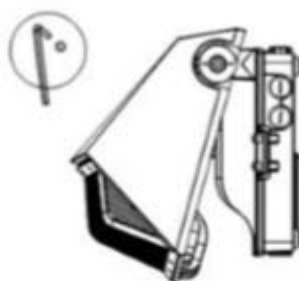
Installation instruction



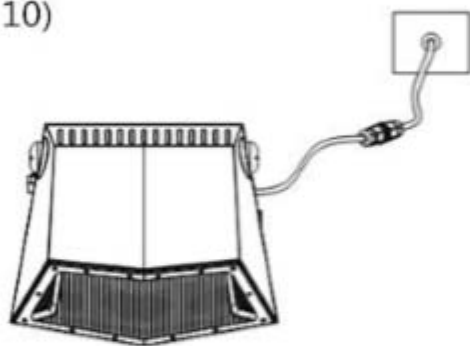
8)



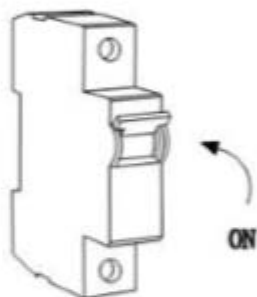
9)



10)



11)



Remark:

1. In order to ensure safe, please operated by professionals when installing, repairing and checking.
2. Please use the specified driver.
3. Please don't install the lamp in high temperature or damp places, in case of any damage.
4. Uncover with insulation blanket and other similar things all the time.